



Multimedia Accessories
WWW.INDAY.COM

HDDA-2

2-Output
Component Video
Distribution
Amplifier



Overview And Uses

The HDDA-1 is a very wideband analog Distribution Amplifier (DA) capable of buffering and splitting any nominal 1 to 2 Volt (peak to peak) signal that terminates into 75 ohms. This includes any of the following.

- HDTV Analog RGB/YPbPr signals.
- Standard Def. Analog RGB/YPbPr/Betacam
- Component DVD, Progressive or Interlaced.
- Composite Video (NTSC)
- SPDIF Digital Audio (PCM/AC3/DTS)

Each output has its own dedicated high current Video amplifier/driver which is capable of sending any video signal very long distances without degradation.

Configurations

The HDDA-2 can be configured in a number of ways. Here are the most common.

- ◆ A 1-In to 2-Out HDTV Receiver or Progressive Scan DVD Splitter. Figure 2
- ◆ Three separate 1-In to 2-Out DA's.
- ◆ Home Theater. One input distributes the Composite (NTSC) video to the Displays and another input distributes the Digital Audio to the Audio equipment. Figure 3

The unit is supplied with the proper DC Power Supply (center pin positive +).

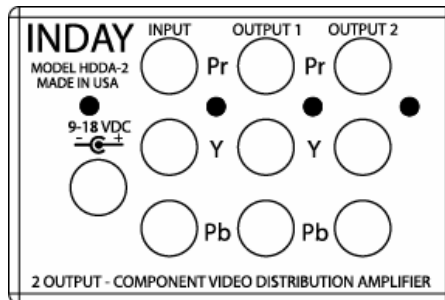


Figure 1 - Connectors

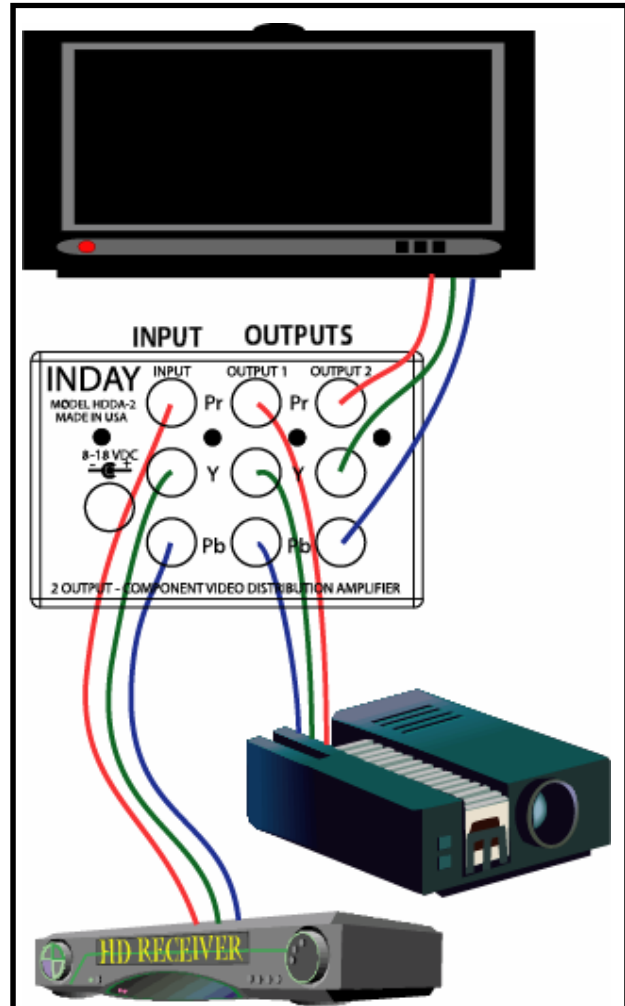


Figure 2 - Component Video Distribution

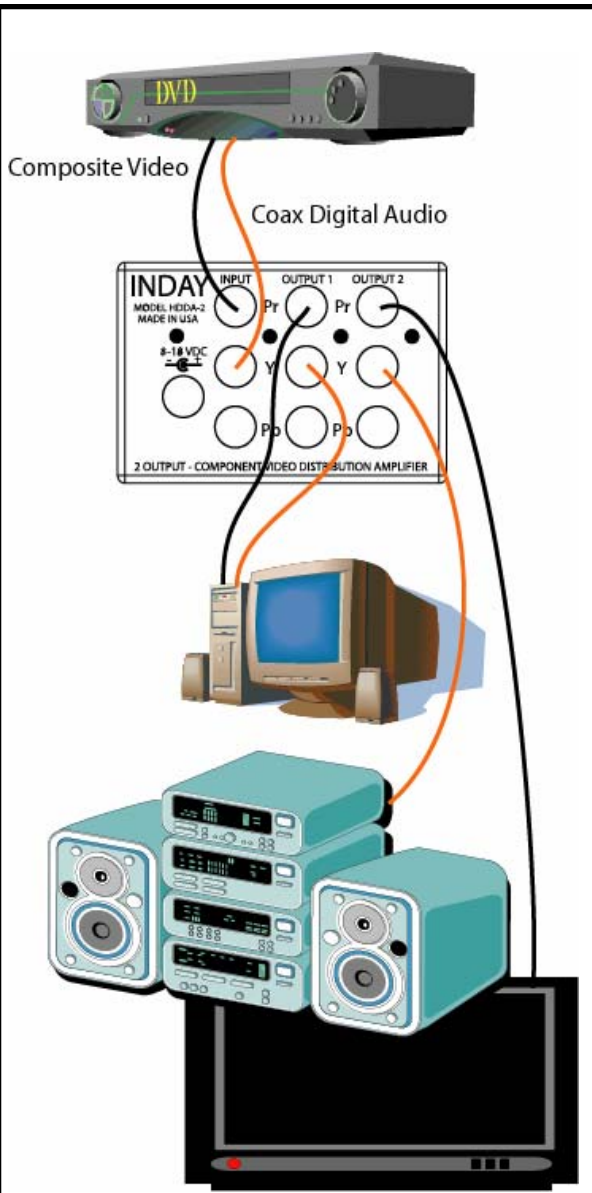


Figure 3 - Home Theater with Video and Digital Audio

Questions

- Q: Why No Looping Inputs.
- A: Looping inputs are ones that bridge off an unterminated input and send it to another input. This lets you daisy chain the inputs and terminate only at the last input. This works fine for Low Frequency video like NTSC (composite) at 5MHz, but not for High Frequency HDTV where frequencies can reach over 37 MHz. The input must be terminated to prevent reflections on the cable and maintain bandwidth.
- Q: Can I split Analog Audio with this DA.
- A: Yes, but the level (Volume) can drop from 2dB to 30dB due to the low input impedance (75 ohms). Some audio equipment with low enough output impedance can feed this DA with acceptable results, but most will have a high impedance that will cause unacceptable signal loss.
- Q: Can I split Digital Audio (SPDIF).
- A: Yes. SPDIF is just AES/EBU digital audio that is designed to run over Coax cable just like video.
- Q: How long can my video cable be?
- A: The amplifiers on the outputs can drive good video cables more than 100 meters (328ft). The best advice is to keep the cables to the input at a reasonable length, less than 5 meters (16ft) and then connect as required on the output.
- Q: What bandwidth is required for HDTV?
- A: Most HDTV has a bandwidth of 37MHz. You want all your switching and distribution points to be able to handle at least double that frequency. The key to remember is the 3dB spec. This represents the frequency at which the original signal is at 70%, or a 30% loss.

Specifications

INPUT:

3 Gold Plated RCA
 Each 75 Ohm Terminated
 Color Coded: Red, Green, Blue
 Nominal Signal should be 1 Vp-p.
 Maximum of 4 Vp-p.

OUTPUT:

6 Gold Plated RCA
 Color Coded: 4 Red, 4 Green, 4 Blue
 Impedance 75 ohms
 Noise > 60dB below 1Vp-p
 Freq. Response DC-200 Mhz +/-3dB

POWER:

8-18VDC (18VDC Max) @ 150ma Max.
 Wall Transformer supplied

DIMENSION:

4"W x 6"L x 2"H

TEMPERATURE

0 TO 50 DEGREES C

HUMIDITY

0 TO 90% (non-condensing)

Disclaimer

This manual has been checked for accuracy. Inday assumes no liability for damages incurred directly or indirectly from errors or omissions or from the use and suitability of this product for a particular application.

Revision : Preliminary 9/5//2005

Inday www.inday.com
 503-255-1451 Fax 503-251-0586
 1818 NE 140th Portland, OR 97230